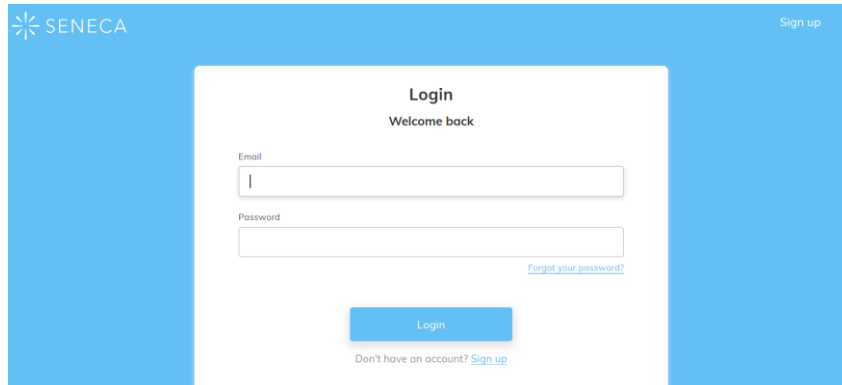


How to use Seneca Learning - Students

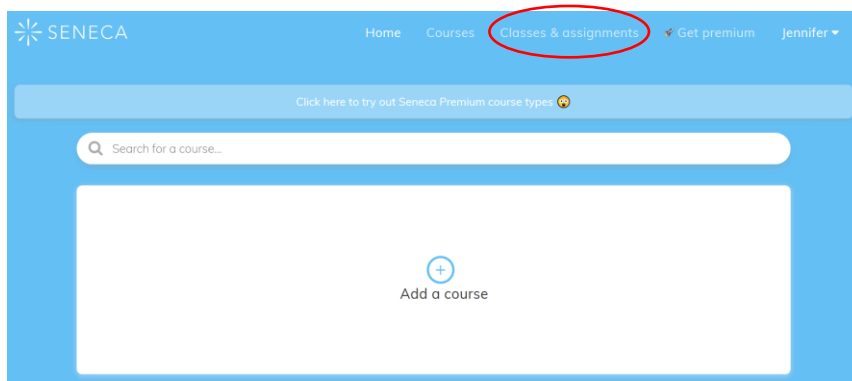
Step 1: if you have never used Seneca Learning you will need to create your account. This is very simple. In Google Chrome search for 'Seneca Learning'. Then click on Free Virtual Learning. In the top right hand of the screen you can click on 'Sign Up'. Enter your name and email details.

If you have already used Seneca and have a log in then use it to access the site.

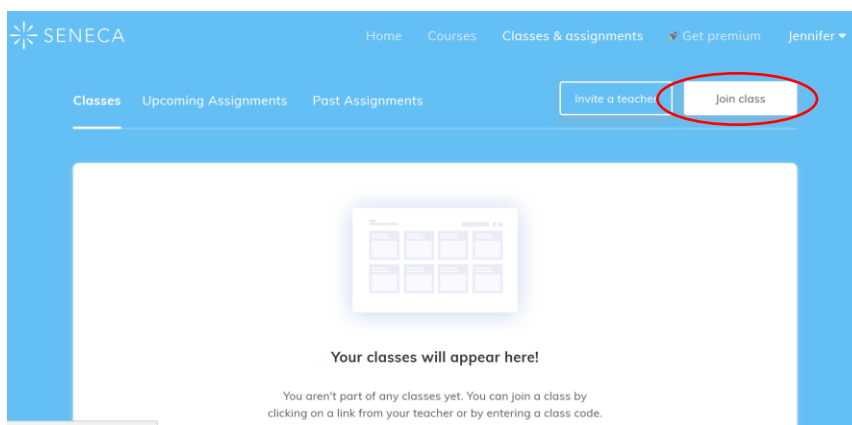


Step 2: when you get the screen that states 'Your Classes' and 'Create Class' go to the top of the screen and find the Student Platform. Click on Student Platform.

Step 3: when you access the Student Platform go to the top of the screen again and find 'Classes and Assignments'. Click on Classes and Assignments and the screen that appears will show 'Your classes will appear here'

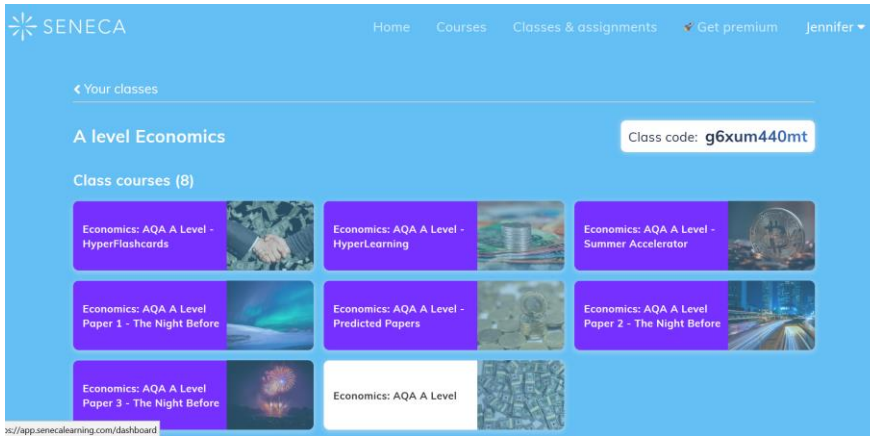
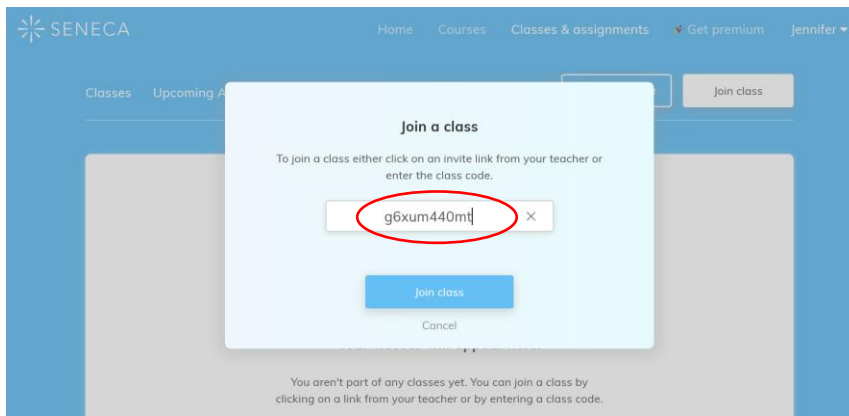


Step 4: go to the 'Join Class' icon and click it.

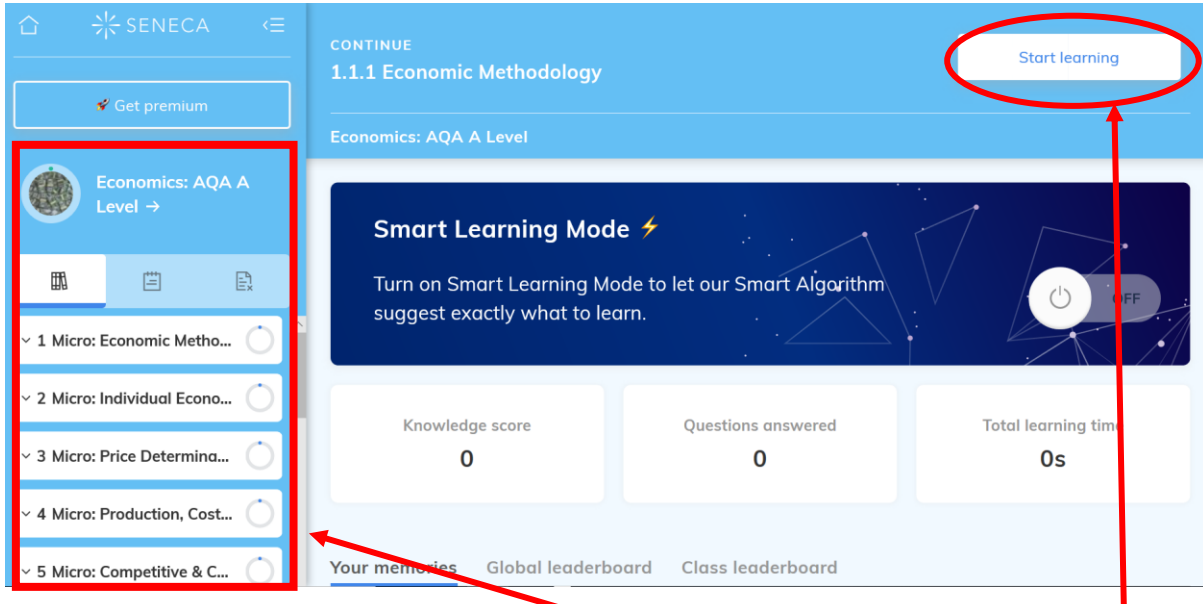


Step 5: from the lists of class codes given in the tables at the end of this guide (see below) find the class you are in. You will find there is a code for the class. Copy and paste your class code in to the box on the Seneca screen and click join.

(below is an example of A level Economics class code)



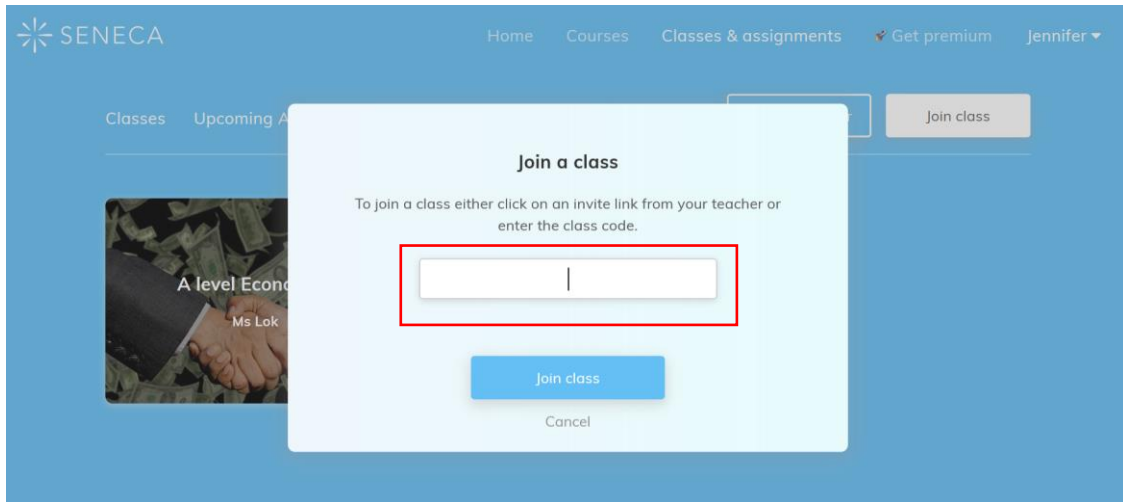
Step 6: Now click on the course that you want to study or revise (eg. AQA Biology)



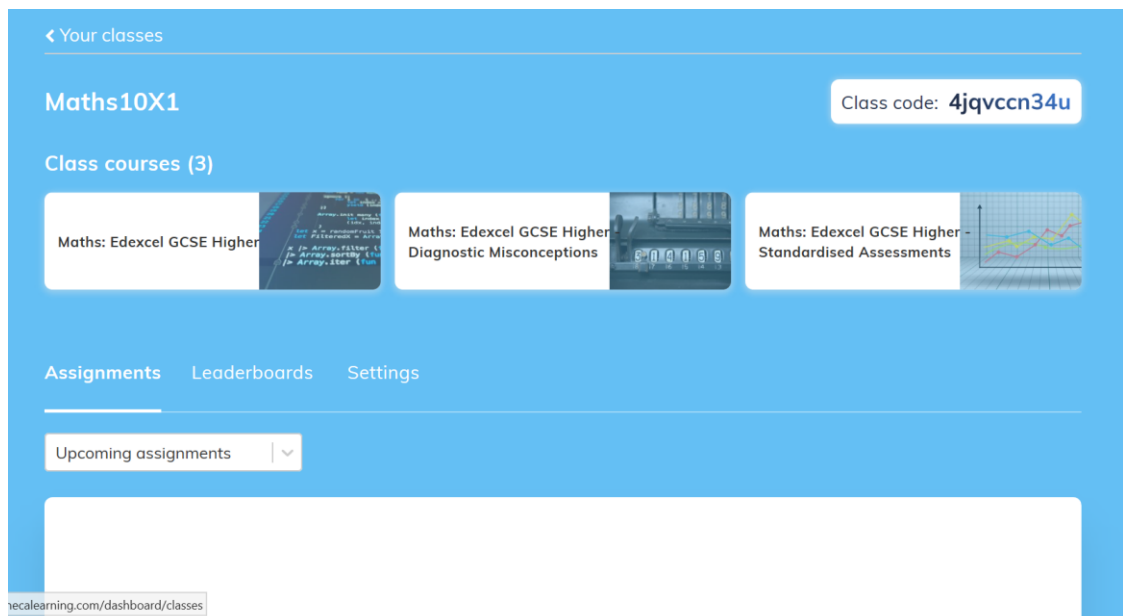
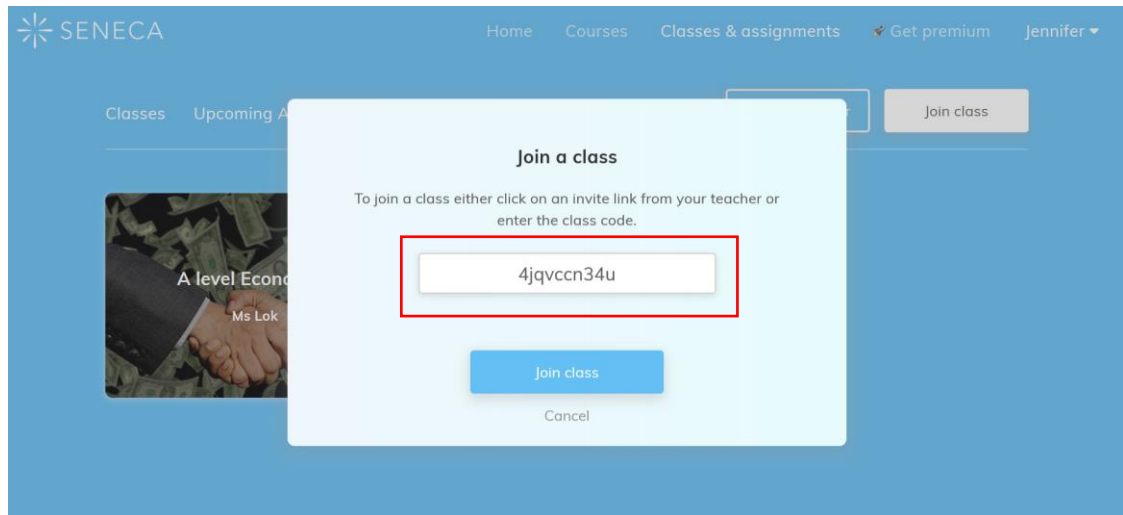
You will see a list of content displayed on the left-hand side, choose the topic, then click 'Start Learning'. **This shows you the content that you can direct your students to use.**

How to add additional classes so they appear on your home screen

Step 1: go to Classes and Assignments, then click on 'JOIN CLASS'



Step 2: copy and paste your class code and click join (below is an example of GCSE Set1 maths). Set up and add all your classes from your timetable using this method of pasting in the class codes (given at the end of this guide)



Class codes for each subject and year group

Year 12 Subjects	Classroom Code
A - Biology	7hks2igppa
A - Chemistry	o826gxinf0
A – Computer Science	-
A - Economics	g6xum440mt
A - English Literature	xjvnbq5byh
A - Government & Politics	fvnso91rab
A - History	42xvxxhkj1
A - Geography	tk8gzbnffg
A – Mathematics and Further Maths	gyrtzpg4qg
A - Physics	lcqwnzkiap
A - Psychology	l5qkapwyk1
A - Sociology	rdj6jtrk8i
BTEC Business	1ojm5tzu27